




Template for Lollipop Flowers



Lollipop Flowers



Supplies

- flat lollipop
- construction paper
- pencil
- white glue
- scissors
- flower template

Instructions

1. Using pencil and template, trace flower shape onto construction paper.
2. Cut out flower shape and then flip flower over so pencil lines don't show.
3. Fold green construction paper and draw leaf shape at fold.
4. Cut out leaf shape.
5. Fold leaf in half, wrap around lollipop stick and glue sides of leaf together.
6. Glue lollipop to center of flower.

